



Dear Art Enthusiasts and Friends of the Plaza Art Guild,

As We step into 2010 the Plaza Art Guild members are ongoing in their mission to keep an art gallery in Paris that is active, fresh, and civic minded.

And that takes a strong commitment on the part of each and every member ...along with the help of the wonderful volunteers who take the time to help us staff the gallery. To them we are eternally grateful.

In this newsletter you will meet two of our Plaza Art Guild officers for the year... They are the leaders that direct and guide us so we can hold all those planning and “business” meetings about finances and budgets, ideas for exhibits and events, and how and what we need to do to encourage others to join us...

We are continually trying to find new ways to reach out and generate excitement for our visitors who come by the Plaza Art Gallery. It is a lot of work...[considering that a lot of our artists work full time and have other commitments. But you know the old saying... “If you want something done, ask a busy man.”]

We plan to stay busier than ever this year, and already have some big plans going....so along with your help and encouragement, we hope you will look forward [with us] to the best year yet.

Thanks For Your Appreciation,

Plaza Art Guild

In The Spotlight: Artist Dean Todd ... Leading us into 2010



Dean Todd works full time at Kimberly Clark. We are lucky that He is so willing to give time to his artwork and the Plaza Art Guild

Can you imagine what it must be like to try to contain a creative group of artists and organize them long enough to make sense of anything... [past president Craig Stephens used to say it was like trying to herd cats...]

But for 2010... artist Dean Todd has been elected to try... and he has willingly taken on the task.

Dean is a patient and down to earth artist, and his presence as our President will be a stabilizing anchor for the rest of us “free spirit” types. Thanks Dean, you are a brave man.



Dean has an American Indian Heritage... and he often includes some of the symbolic images that are a part of that heritage in his original artwork.

The white buffalo is the focal point in this oil painting...and look how the lightning bolt gives the whole canvas a dynamic energy... To see more of Dean’s artwork visit the Plaza Art Gallery .Mon-Sat.

Meet The Artist ...



Mindy modeling one of her original fiberart scarves

Mindy Maxwell

Mindy is the secretary of the Plaza Artist Guild and has paintings in private and corporate collections including commissioned works.

Impressionistic and expressionistic human figures are a common subject in her work. She paints in acrylic and oil and enjoys exploring other artistic avenues in her daily life.

Most recently she has been researching and exploring the textile art of felting. Felting is an ancient textile art that creates non-woven fabric from wool fibers using water, heat, and friction. Written historical records exist that make note of felting beginning in the 4th century BC and even

earlier wall paintings exist that suggest felting was practiced as early as 6500 BC. While modern commercial and craft felt is made with artificial fibers, chemicals, and machines, artisans around the world still create felt by hand using adaptations of techniques that date back to the beginning of felt making.

Mindy has just completed a series of hand-felted fiber art scarves that are available for sale at The Plaza Art Gallery. The scarves are created from wool from the Merino breed of sheep, considered to be the softest and finest wool available, similar to the wool from the Cashmere goat. In addition to the wool, the scarves have decorative elements including un-spun silk, bamboo yarn, and mohair. "Each scarf is an original work of art," the artist explains. "The felting process creates a variety of textures in the scarf, including holes that are part of what makes each one unique. They are soft, lightweight, and a warm textile that drapes beautifully," she adds. Mindy works fulltime for the PISD in Paris.

In The Spotlight... The Plaza Art Guild Volunteers



In the spotlight this month are a couple of folks we just could not do without. Imy and Bobby Walters are two of our special volunteers ...and we are honored by their faithful presence and warm hospitality to visitors who come to the Plaza Art Gallery.

Come by on any Tuesday of the month and there they are... ready to help you in any way that they can.

We honestly could not man the many hours the Plaza Art Gallery is open without the help of our volunteers.

Bobby is the past President of Paris Junior College... and He and Imy are well known to every civic minded organization around Paris ;and together they have been honored by most of those organizations at one time or another.

Ask them to do anything... and you will always get more than you expected ... for they will not just do the job, but will do it with an enthusiasm that is contagious.

Our many **Thanks** to Bobby and Imy Walters...the Plaza Art Guilders are eternally grateful.


Mr. and Mrs. Bobby Walters

Showcase Gallery

Merry Crook



Connelle Peace




Ricky Ritchey

Gerry Morrell



Betty Todd



Anita Donaldson

Our Artists who have special news...

It may interest you to know of the current events that are going on in some of the Plaza Art Guilders creative life right now.

Our members are always looking for opportunities to grow and go it seems... some have websites they create and maintain... others are being honored and exhibiting... and a few teach others how to be creative and/or become artists. But one thing for sure THEY WORK HARD to bring their special talents to you by sharing and showing in Paris and beyond.. Please visit their links and websites and catch up with them.

www.jcraigstephens.com **Craig Stephens Photography**

“Though we all love clear blue skies, preferably sprinkled with fluffy clouds, a cloudy day has definite advantages. Photography does not see as many shades of light as our eye sees. Sun creates harsh light, like bright whites and black shadows - shaded faces, etc. Clouds diffuse the light. It is much easier to image people or flowers with a cloud cover. Even on a sunny day, I often wait for a cloud to pass over.” Craig Stephens

www.artlessonswithjamie.com **Jamie Carters Paintings**

Jamie carter has been selected to be a workshop instructor in July 2010 at the Art Expo In Houston...

She was selected from over 200 artists to teach 2 workshops at the event to anyone who wants to sign up. For more information go to her website or type in


www.artistexpohouston.com



Lynda Watkins ... is exhibiting in a national juried Art Doll show and entering the competition with her selected piece entitled “Amelia “ a clay full figures sculpture of the famous aviator.

go to www.lyndawatkinsartdolls.com for more info on this...

Cathie Tyler Head of the Arts Dept. at PJC and our Guild Member says..... “One of my pieces was accepted into the 25th International Exhibition at the Meadows Museum in Tyler on the campus of University of Texas, Tyler. The exhibit will continue through March 5.





Special to the newsletter..... What is Happening In Paris for you to enjoy... Maxine Price visits us again...this time at PJC

INTRODUCTION TO PALETTE KNIFE PAINTING

with MAXINE PRICE

Friday, February 5, 2010, 9am - 5pm

Paris Junior College, Visual Arts Building, RM 122

A One Day workshop by Maxine Price of Wimberley, Texas. Price paints both abstractly and realistically and has had numerous one woman and two person gallery exhibitions. Her work is represented in 9 galleries in Texas and New Mexico and is in private and corporate collections throughout the United States.

See her website at www.maxineprice.com

The workshop will include a palette knife demonstration in oil paint and hands-on instruction. Students may use either acrylics or oils or alkyd paints. Come prepared to paint for the day and *bring a sack lunch & snacks.*

Cost: \$55. Enroll through Continuing Education 903 782-0445

SUPPLY LIST

1. ACRYLICS, OILS or ALKYDS - favorite colors
2. Odorless turpentine, paper towels
3. Palette or mixing surface
4. Thickening medium (must have) Oil mediums include Windsor Newton Liquin Impasto, Oleopasto, Lukas Medium #5. Acrylic mediums include:
5. Canvas or canvas board. 11"-14" up to 16"x20" (pre-toned by hand with a smooth under color in either acrylic or oil and turpentine)
6. Two or more metal palette knives. (An elongated pie shape knife is preferred)
7. Idea sketches or photo (this can be a simple geometric design or realistic image).
8. Small size bristle brush for drawing the design.

For more information: contact Cathie Tyler 903 782-460
ctyler@parisjc.edu